

CROWN

WP 3000 SERIES



CROWN

Crown Equipment Corporation
New Bremen, Ohio 45869 USA
Tel 419-629-2311
Fax 419-629-3796
crown.com

You can count on Crown to build lift trucks designed for safe operation, but that's only part of the safety equation. Crown encourages safe operating practices through ongoing operator training, safety-focused supervision, maintenance and a safe working environment. **Go to crown.com and view our safety section to learn more.**

Because Crown is continually improving its products, specifications are subject to change without notice.

Crown, the Crown logo, the color beige, the X10 handle, Work Assist, InfoPoint, the Momentum Mark, e-Gen and the ecologic logo are trademarks of Crown Equipment Corporation.

Copyright 2012 Crown Equipment Corporation
SF14370 Rev. 03/12
Printed in U.S.A.

Rugged.
Reliable.
Preferred.

ecologic™

Clean Environment. Smart Business.

Printed on elemental chlorine free and sustainably forested paper.

Built to handle anything.

Life's tough for walkie pallet trucks. They must maneuver in tight spaces, withstand impacts, deliver power on demand and give operators controlled performance.

That's a tall order, but one delivered with confidence through Crown's WP 3000 Series – the world's toughest walkie pallet truck.

WP 3000 SERIES



Rugged.

The WP 3000 Series is designed and built by Crown to be the most rugged walkie pallet truck. Superior steel construction, highly engineered stability systems and exceptional fork design add up to toughness you can feel.



Reliable.

With Crown's AC traction system, users experience unmatched reliability and performance. Features such as e-Gen[®] braking and a Five-Year Supplemental Power Unit and Fork Weldment Guarantee, make the WP 3000 Series the clear choice.



Preferred.

The WP 3000 Series is preferred by operators hands down. With our X10[®] handle, superior stability and numerous operator-friendly features, the WP Series makes pallet handling easier than ever. That's why we sell more trucks than any other brand.

Walkie pallet trucks are put to the test everyday in the most demanding applications. That's why you need the WP 3000 Series – the workhorse of the warehouse.

Built rugged.

Strong and stable.

Crown's WP 3000 Series is engineered and built to handle the abuse of demanding applications.

In addition to stabilizing loads and simplifying operator use, you need a walkie pallet truck that withstands constant jolts to the handle and undercarriage, hundreds of pallet entries and exits every shift, abrupt direction changes and unrelenting warehouse environments.

- ✓ Performs even in environmental extremes
- ✓ Handles sloped and uneven surfaces with ease
- ✓ Built to endure punishing expansion joints and dock plates
- ✓ Withstands corrosive conditions

The WP 3000 features heavy-gauge steel throughout the chassis, side panels and power unit cover. Unlike competitor trucks with generous use of plastic, Crown's ample use of steel forms a protective barrier between tough working environments and the truck's motors, hydraulics and electronics.



The Cast Aluminum X10® Handle provides durable performance in tough applications. It's a critical difference, because pallet trucks are often used in extremely tight spaces where handles frequently encounter trailer walls, rack uprights, loads and other fixed objects. Competitors' plastic handles are easily damaged on impact requiring costly repair or replacement.

Crown's drive unit towers over competitors. The differences can be seen in the housing and gears as well as the taper bearings that secure the drive unit in place and absorb shock. In addition, a large AC drive motor is designed to outperform and outlast DC drive motors.



Heavy-duty steel protector shield has been added to the gear box housing to prevent fork intrusion.



Crown Work Assist® Accessories are available to further improve productivity. Shown with: shrink wrap holder, pad clip and charger cord wrap.

Achieve the perfect balance.

As the go-to truck in most operations, walkie pallet trucks must have advanced features to balance unstable loads on unpredictable surfaces. With the WP 3000 Series' superior stability system, operators get increased confidence and control like no other.



Unlike other brands, the WP 3000 design couples a heavy-duty torsion bar with dual lift cylinders to deliver industry leading stability. As a result of this stability system, operators confidently handle offset loads and easily work on uneven and sloped surfaces as well as maneuver over potholes, dock plates and floor drains.

Guaranteed tough.

We put it in writing. Only Crown has the confidence to include a **Five-Year Supplemental Power Unit and Fork Weldment Guarantee.**

The toughest forks in the business.

Crown's "C" channel design and pull rod linkage system, combined with heavy-duty 5/16" fork metal, ensure strength and long life.



Uniquely designed to protect the forks, the riser axle on the WP 3000 Series is located at the highest point possible. This eliminates frequent repairs required when the riser axle is damaged by constant contact with dock boards, pallets and uneven floors.



The smooth, rounded fork tips simplify pallet entry and are boxed in to add strength. In addition, the design of the fork tips prevents build up of debris.

Crown's pull-rod design reduces forces that could bend the rod, eliminating costly fork repairs.

The Crown WP 3000 Series features a load wheel design that incorporates a debris guard into the assembly.

This prevents debris such as stretch wrap, plastic strapping and packing tape from building up around the axle, which could cause bearing and wheel failure.



Proven at every point of contact.

Crown's undercarriage is built to withstand the constant contacts and impacts that occur while driving over dock plates, uneven surfaces and lift gates.



Heavy-duty cast iron stabilizers on the WP 3000 Series are built to endure. They act as an extra level of stability further building operator confidence—even when handling tall and heavy loads on uneven surfaces.



The WP 3000 Series improves underclearance by 30 percent for reduced wear on the truck's undercarriage, greater life and fewer repairs. Operators also benefit from smoother operation due to less frequent contact.



Replaceable steel wear blocks at the fork heels act as the first point of contact when underclearance is exceeded. This protects the undercarriage when driving over uneven surfaces, sharply angled dock plates or while operating on lift gates.



Robust structural design and ample use of steel protect critical internal components and contribute to reduced damage caused by application realities.



Proven reliable.

Designed for uptime.

You know the bottom-line cost of downtime. And so do we.

Crown's WP 3000 Series reduces hassles and downtime associated with routine maintenance and adjustments common with other brands.

Perhaps that's why Crown has earned the reputation as the industry leader for reliability and why more walkie pallet truck buyers choose Crown.



There's uptime in every detail.

Crown understands the importance of walkie pallet trucks in day-to-day operations. And while some brands focus on churning out low-priced trucks that may look viable, Crown designers and engineers consider every detail to ensure greater reliability, longer life and a more satisfying ownership experience.



Sealed on-board charger practically eliminates contamination entry which can result in failure. In addition, the charger has been designed to operate without a separate cooling fan for even greater reliability.



Lift cutout at full lift protects the motor from continuing to work once full lift is reached. This reduces energy consumption and extends component life.



Adjustable fork linkages ensure proper alignment of load wheels resulting in extended wheel life, improved pallet entry and increased truck stability. The result is less maintenance expense and reduced damage to pallets.



Reliable park brake maintains truck position after coming to a stop.

Switch on the power of AC.

The many benefits of AC Power—the industry's premier traction system—are now available on the WP 3000 Series.



The results are impressive. In addition to responsive acceleration, smooth direction changes and precise control, the AC drive motor adds value by maintaining performance during battery discharge. What's more, since it is brushless, brush inspection and replacement is eliminated. The sealed design also contributes to enhanced long-term reliability.

The powerful bottom line: increased productivity, more uptime and lower costs.

Stop worrying about brakes.



While friction brakes have stopped trucks for years, they also interrupt workflow for repair and required maintenance.

With the WP 3000 Series, Crown adds innovation with e-Gen braking—the premier, hassle-free braking system in the industry.

With Crown's e-Gen system, operators experience smooth and consistent braking while managers and technicians benefit from the maintenance-free service brake. And, since braking occurs in the motor, energy is returned to the battery for even more efficiency.

That's breakthrough: greater uptime and lower total costs.

Simplified diagnostics and service.

Improved uptime and ease of service begins with the elimination of DC motors and electromechanical service brakes—components which typically require routine maintenance.

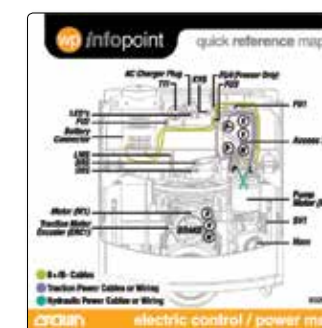
Adding to this, the WP 3000 Series utilizes Crown's integrated diagnostics that include fault code readout on the display, our quick reference guide for easy problem solving and straightforward component mapping. Finally, a one piece cover and optimum component placement make servicing quick and easy.



The standard display features fault code readout to clearly identify a system fault during truck operation or start up. No more guesswork, the display says it all.



Crown's innovative InfoPoint System consists of a Quick Reference Guide which allows technicians to troubleshoot without schematics, wiring diagrams or service manuals for over 95 percent of repairs.



InfoPoint also includes component maps and information nuggets located throughout the truck. This simplifies technician interface and component identification for rapid service and less downtime.

Operator preferred.

Maneuverable and in control.

When you're working in tight spaces with heavy loads, maneuverability and control are vital to safety, productivity and comfort. That's where Crown's innovative X10® Control Handle, advanced systems and comprehensive approach to truck stability set us apart.

Ask operators who have used other walkie pallet trucks and you'll find they prefer the Crown WP 3000 Series.

1. Programmable Rabbit/Turtle Switch The X10's rabbit/turtle switch incorporates two levels of programmable travel performance to match operator experience and application environment.




2. Forward/Reverse Thumbwheel The X10's unique thumbwheel design incorporates three distinct contact points to provide infinite speed control and postural relief in both forward and reverse direction.

3. Auto Reverse The X10's auto-reverse switch is designed with a contoured shape that allows for positive activation in any handle operating position.

4. Urethane Anti-Static Hand Grips The X10's hand grips provide the ultimate in comfort for any environment: freezer, wet or dry. Integrated grip points simplify steering effort. Grip angle is designed for neutral wrist position.

5. Raise/Lower Buttons The raise and lower controls provide tactile feedback and are ideally positioned for blending of lift/lower and traction functions regardless of travel direction.

6. Horn Buttons The horn buttons are integrated into the X10's grips, providing easy access for either one-handed or two-handed operation.

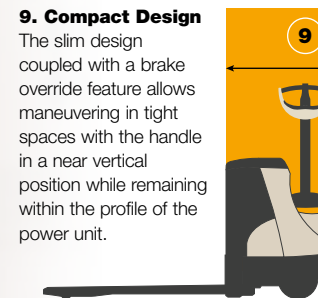


7. Robust Structural Design The X10 Handle incorporates a vacuum die cast process using high-grade aluminum and benefits from structural webbing for maximum strength and durability.

8. Vertical Grip The X10 Handle incorporates a sculpted control pod formed to allow for operation of the raise and lower functions while in a vertical position.



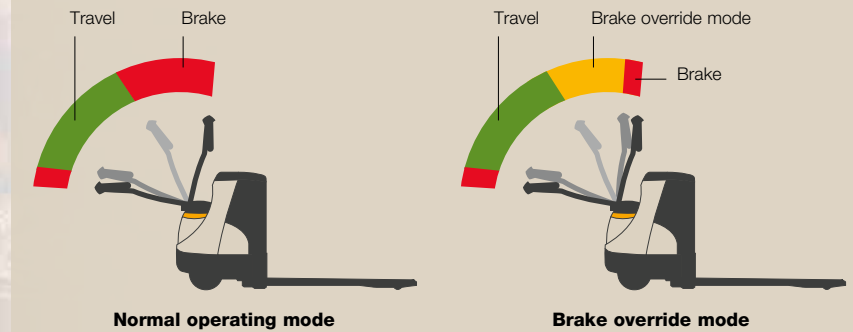
9. Compact Design The slim design coupled with a brake override feature allows maneuvering in tight spaces with the handle in a near vertical position while remaining within the profile of the power unit.



10. Service Simplicity The X10 Handle simplifies service with quick access to internal components. Standard corrosion-resistant internal parts and sealed switches improve service life. Individual printed circuit boards can be replaced separately for ultimate cost efficiency.

Handle with ease.

The WP 3000 Series provides the tools operators need to complete their work with more ease than ever including **brake override, ramp hold and more visible pallet entry.**



Crown gives operators the best of both worlds: in the **normal operating mode** a large brake zone ensures that operators can easily and quickly stop the truck during normal operation. When working in tight spaces, the **brake override mode** enables operators to position the handle in near vertical position while engaging traction at creep speed for fine-tuned load positioning.



Crown's ramp hold improves operator confidence and control by minimizing the possibility of unexpected reverse travel when stopped on an incline. It also allows consistent speed on ramps, with or without a load.



Pallet entry is enhanced by increased visibility of the fork tips resulting from the combination of a low profile power unit and Crown's exclusive fork tip indicators.

Ready to handle any challenge.

As one of the most versatile trucks in the warehouse, the WP 3000 Series walkie pallet has been engineered to be both powerful and flexible to meet requirements for many demanding applications.



Lift truck fleet users within the largest warehousing and distribution centers require reliable, easy-to-use pallet trucks to start or finish the material handling flow. Crown's superior underclearance helps operators glide over dock plates and other uneven surfaces.



Thousands of applications without receiving/shipping docks require delivery from truck to curb side via lift gates. Crown's compact design, exceptional maneuverability and brake override features make the WP 3000 Series ideal for these applications.



Heavy industrial/manufacturing environments demand high capacities and long-term durability. The WP 3000 Series' industry-leading stability system supports the easy transport of heavy, tall or uneven loads.



The relentless demands of food distribution require versatile and dependable pallet handling solutions. Crown's exclusive X10® handle, AC traction and e-Gen® braking play vital roles in maintaining control with every move for improved throughput.

Industry workhorse.

Make no mistake. The walkie pallet you choose is an investment you'll have to live with. An "any brand will do" approach can lead to lost productivity, costly downtime, frustrated operators and shortened truck life—adding up to disruptions and greater costs for your operation.

Choose the WP 3000 Series from Crown, the truck that delivers long-term value:

- Built rugged to last longer.
- Proven reliable for lower operating costs.
- Preferred by more operators.

Crown WP 3000 Series
Rugged. Reliable. Preferred.

